

RBC Sermons - Listening or Downloading

1. Log on to RBC Web Site and Navigate to Sermons page.



Rockville Bible Church

720 Link Road, Fairfield, CA 94534 Phone: 707-864-6602 Email us: ChurchOffice@RockvilleBible.org

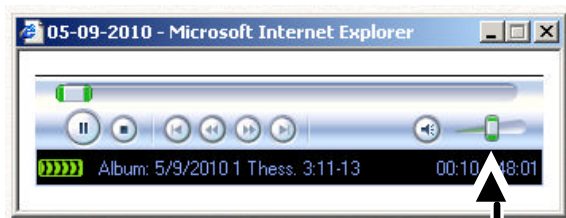
Home The Gospel Ministry Missions Sermons Contact Us Photo Gallery

Rockville Sermons

Date	Sermon Title	Streaming audio	Download Zip file
5-9-10	Growing in Love and Holiness until Jesus Returns	Listen 	Download
5-2-10	What Comforts and Compels You in this Life?	Listen 	Download

2. Decide whether you want to **Listen** or **Download**

3. If you select “listen” make sure the speaker volume is up and and “pop-up” tool is turned off, then click on the link. Some player should start. In this example Internet Explorer is running and the Media Player started. You can adjust the volume using the slider.



Slider

RBC Sermons - Listening or Downloading



Rockville Bible Church

720 Link Road, Fairfield, CA 94534 Phone: 707-864-6602 Email us: ChurchOffice@RockvilleBible.org

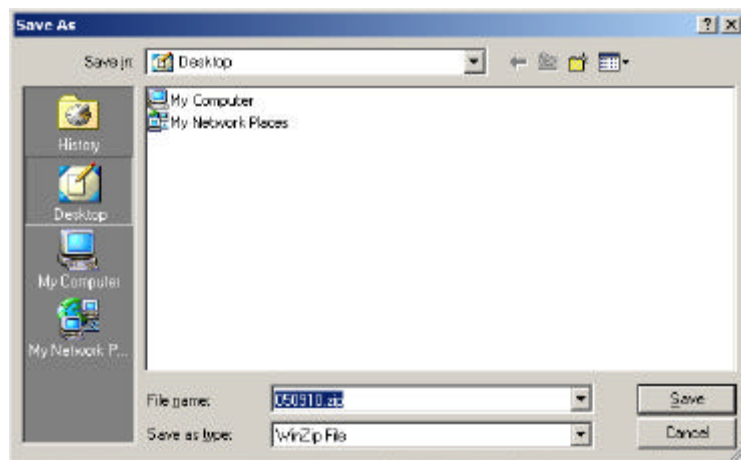
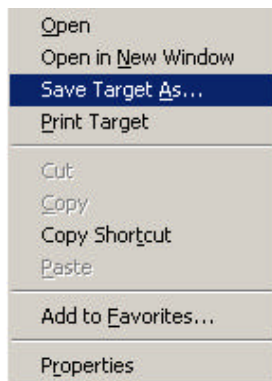
Home The Gospel Ministry Missions Sermons Contact Us Photo Gallery

Rockville Sermons

Date	Sermon Title	Streaming audio	Download Zip file
5-9-10	Growing in Love and Holiness until Jesus Returns	Listen 	Download
5-2-10	What Comforts and Compels You in this Life?	Listen 	Download

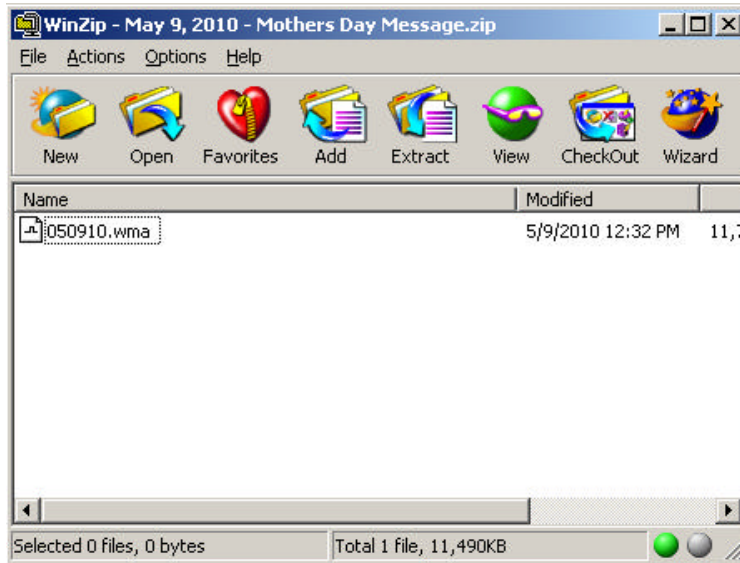
4. If you want to download the file for listening later or playing on another device, right click on the “Download” link

5. A shortcut menu “dialog box should open up, select “Save Target As.” **Note** with some many versions of windows in use your screen may look different. You will be prompted where to save the file – I’d recommend the “Desktop.”

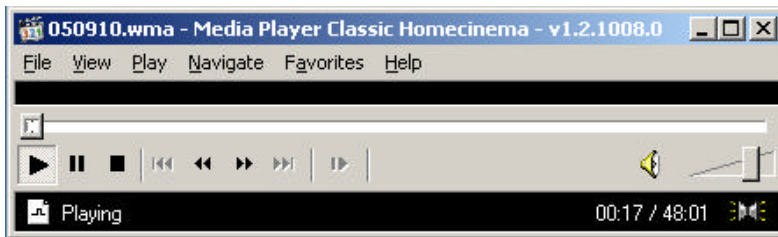


RBC Sermons - Listening or Downloading

6. The “zip” file should now be on the “desktop.” Double click or right click on the “zip” file to open. In this case I am using the program “Winzip.” The program/version you are using may be different. Extract/unzip the file.



7. If you have Windows Media Player Installed you should be able to double click on the file to begin playing it. In this case I am using Windows Media Player Classic.



8. If you want to convert the WMA file to something else (like MP3), or burn to CD, and you have never done so before - get help from a “techie-friend” and have them show you how while you take good notes.

Blessings,
Mike